





EXISTING ZONING MAP

-  The Property
-  Existing Zoning Boundaries
-  Planned Unit Developments
-  Metro Entrance Distance (0.25 miles)

ZONING COMMISSION
 District of Columbia
 CASE NO. ZF-17
 EXHIBIT NO. 95